

# INGENIOUS ESTATE PLANNING (IEP) PRIVATE REAL ESTATE

Data as at 30 September 2023

Launch date	2 June 2014
Strategy assets under management	£281.44m
Loans originated since inception	£827.64m

**Target: Steady long-term return of 3-5% per annum, net of fees.**

## Investment strategy

IEP Private Real Estate invests into a portfolio of secured development & bridge finance loans in established markets across the UK.

## Market commentary September 2023

The real estate strategy provides secured, asset-backed development and bridge loans in established markets across England and Wales, principally in the residential sector. Our loans benefit from both a first-ranking charge over the property and a sizeable equity contribution from third parties. The target returns were revised to reflect market and economic conditions and the cautious approach taken by the manager in relation to the related risks.

We are firmly anchored in residential markets where structural supply and demand imbalances across the UK have supported pricing and transactions. In the last quarter, we have seen exit via full repayment on a development loan at Northwood Street in Birmingham and largely exited via sale a family housing-led project in Kingston, South-West London. Our selective approach to the origination and the experience and depth of our team have ensured a period of further growth in the value of the service during this quarter, and we retain a strong pipeline of quality new lending opportunities going into Q4.

The wider UK economy continues to avoid recession however, inflation remains an issue for the Bank of England albeit it appears to be finally coming under control, most forecasters expect that we are at or very close to the peak in the current interest rate cycle. Despite macro factors, we see a general and welcome lack of price volatility across our markets and growth in investor interest in the residential rental sectors driving much of our pipeline looking forward.

## Portfolio summary



**Net Asset Value (NAV) per share:**  
**154.89p**



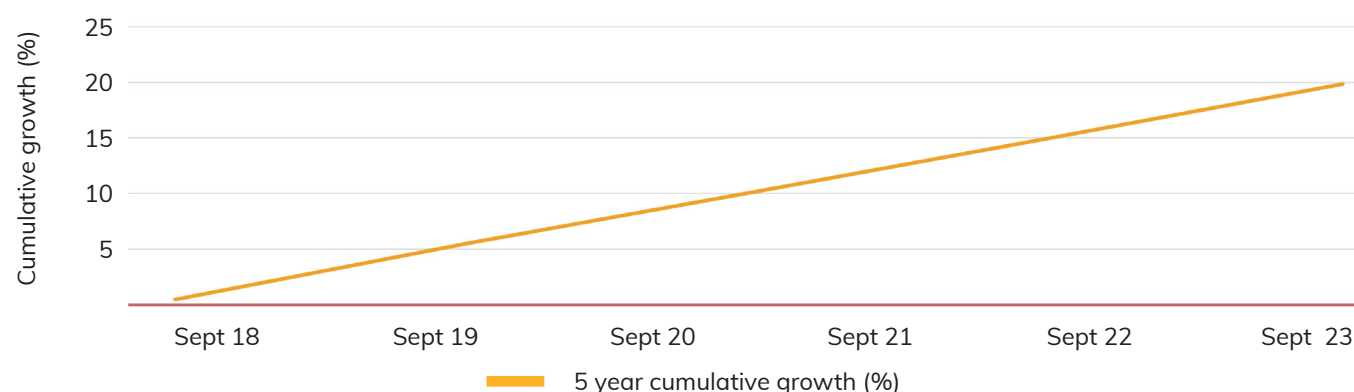
**Trading share price:**  
**154.89p**



**Quarterly change:**  
**+0.99%**

The valuations are for illustrative purposes only, and are calculated as per the definitions section below. Actual returns on investment cannot be determined until a sale of shares is completed.

## 5 year growth



## Cumulative growth (%)

1 yr	3 yr	5 yr	Since inception	5 yr annualised returns
3.99%	11.98%	23.10%	54.89%	4.62%

## Discrete annual growth (%)

Sept 2019	Sept 2020	Sept 2021	Sept 2022	Sept 2023
5.68%	4.02%	3.59%	3.94%	3.99%

## Portfolio activity: 1 July 2023 - 30 September 2023

### New loans



£0m

### Repayments



£33m

## Selected repayments

Location	Use	Loan type	Loan amount
Kingston	Residential	Development	£14,101,019
Cressing, Essex	Residential	Development	£5,703,068
Climate Innovation District, Leeds	Residential	Development	£4,932,502
Poole	Mixed Use	Development	£4,802,354
Northwood St, Birmingham	Residential	Development	£1,660,503
Sloane St, Birmingham	Residential	Development	£1,035,397
Felixstowe	Residential	Development	£563,188
South Norwood	Mixed Use	Development	£240,310



925 residential units



27 live development projects



4 bridge loans



163 units complete



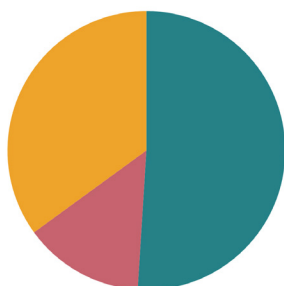
197 units in pre-construction



565 units under construction

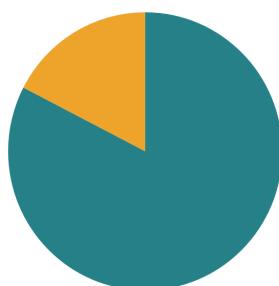
## Diversification of loan book by facility value

### Property use



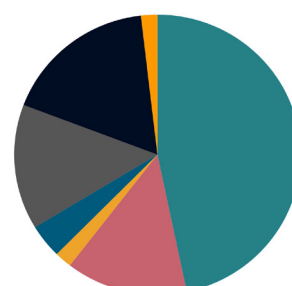
- Residential: 51%
- Commercial: 14%
- Mixed use: 35%

### Development vs. bridge loan



- Development loan: 83%
- Bridge loan: 17%

### Regional split



- East: 14%
- Greater London: 47%
- South West: 17%
- North: 4%
- West: 14%
- South East: 2%
- Wales: 2%

## Definitions

### Strategy assets under management:

The value of the total loan book managed by Ingenious Real Estate Finance LLP & Ingenious Real Estate Finance 2 LLP.

### NAV per share:

The total assets of the company(ies), minus the liabilities, divided by the number of shares.

### Trading share price:

The value, at the current reporting date, at which investors enter and exit. The share price does not trade at a premium to the NAV per share, meaning the NAV per share and the Trading share price are the same.

## Important information

This document is intended for Retail and Professional Investors resident in the UK. Past Performance is no guarantee of current or future returns and investors may receive back less than invested. The price of investments and the income deriving from them can go down as well as up and are not guaranteed.

Investor statements are published on a quarterly basis in February, May, August and November.

The illustrative valuations are based on cash invested, plus revenue recognised, less any costs incurred as at the date of the valuation.

The information, data and analyses presented herein do not constitute investment advice; are provided as of the date written; and are subject to change without notice. Every effort has been made to ensure the accuracy of the information provided, but Ingenious Capital Management Limited (hereafter; ICML) makes no warranty, express or implied regarding such information. Nothing within this document constitutes investment, tax, legal or other advice. Our investments are considered high risk and investment decisions regarding them should be made with the guidance of a regulated adviser. Except as otherwise required by law, ICML shall not be responsible for any trading decisions, damages or losses resulting from, or related to, the information, data, analysis, or opinions or their use.

Investments with particular tax features will be dependent on an investors personal circumstances and tax rules may change in the future. To find the full details of the risk factors and associated mitigation strategies of the IEP Private Real Estate Service, please refer to the relevant Brochure and Investor Agreement. Ingenious Capital Management Limited is authorised and regulated by the Financial Conduct Authority under FRN 562563. Registered Address: Parcels Building, 14 Bird St, London, W1U 1BU.